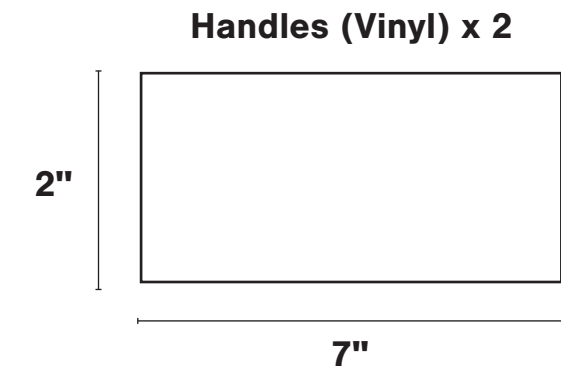
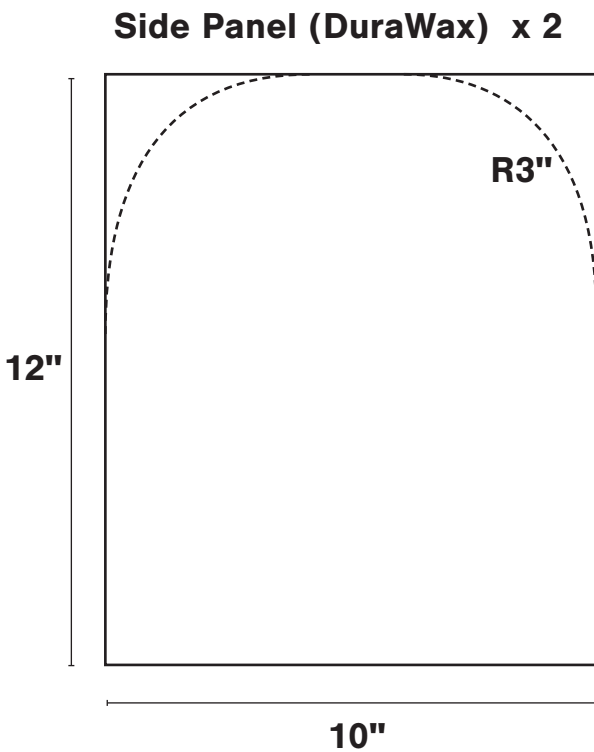


Fabricator[®] Cover

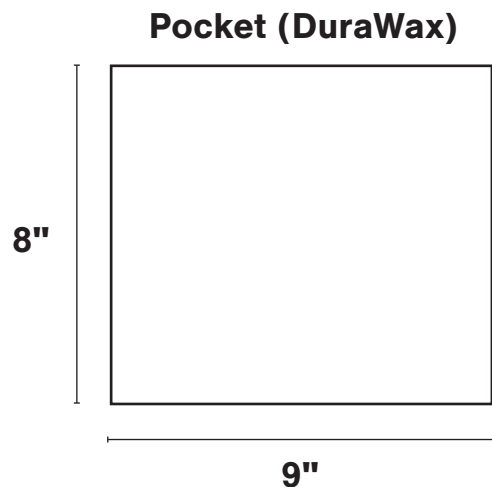

Materials Needed:

- 1 yard of EverSoft™ Vinyl
- 1 yard of DuraWax™ Heavy
- 6 feet of Piping



Measurements create 1" x 6" handles.
Adjust for personal preference if desired.

Front/Back Panel (DuraWax)



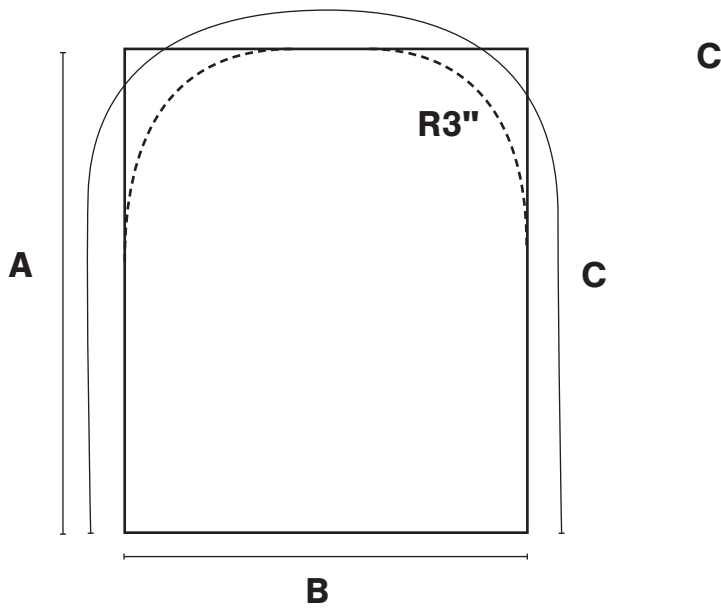
Measurements create 5 1/2" (H) x 8" (L) pockets.
Adjust for personal preference if desired.

Sewing Machine Cover

Materials Needed:

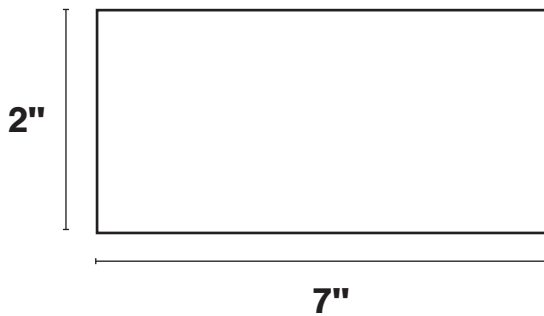
- 1 yard of EverSoft™ Vinyl
- 1 yard of DuraWax™ Heavy
- Piping (Formula: $(C \times 2 + \text{length of pocket}) / 12 = \text{required feet}$)

Side Panel (Durawax) x 2




A - Height (of highest part of machine) + Hem (1")
B - Width of widest part of machine

Handles (Vinyl) x 2



Measurements create 1" x 6" handles.
Adjust for personal preference if desired.

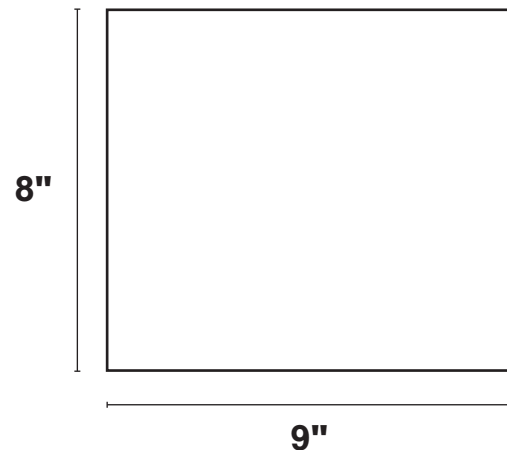
Front/Back Panel (DuraWax)



C - Perimeter of Side Panel minus B with corners removed plus Hem (2"). Note: Use a flexible tape measure to easily get this measurement.

D - Length of Machine

Pocket (DuraWax)



Measurements create 5 1/2" (H) x 8" (L) pockets.
Adjust for personal preference if desired.